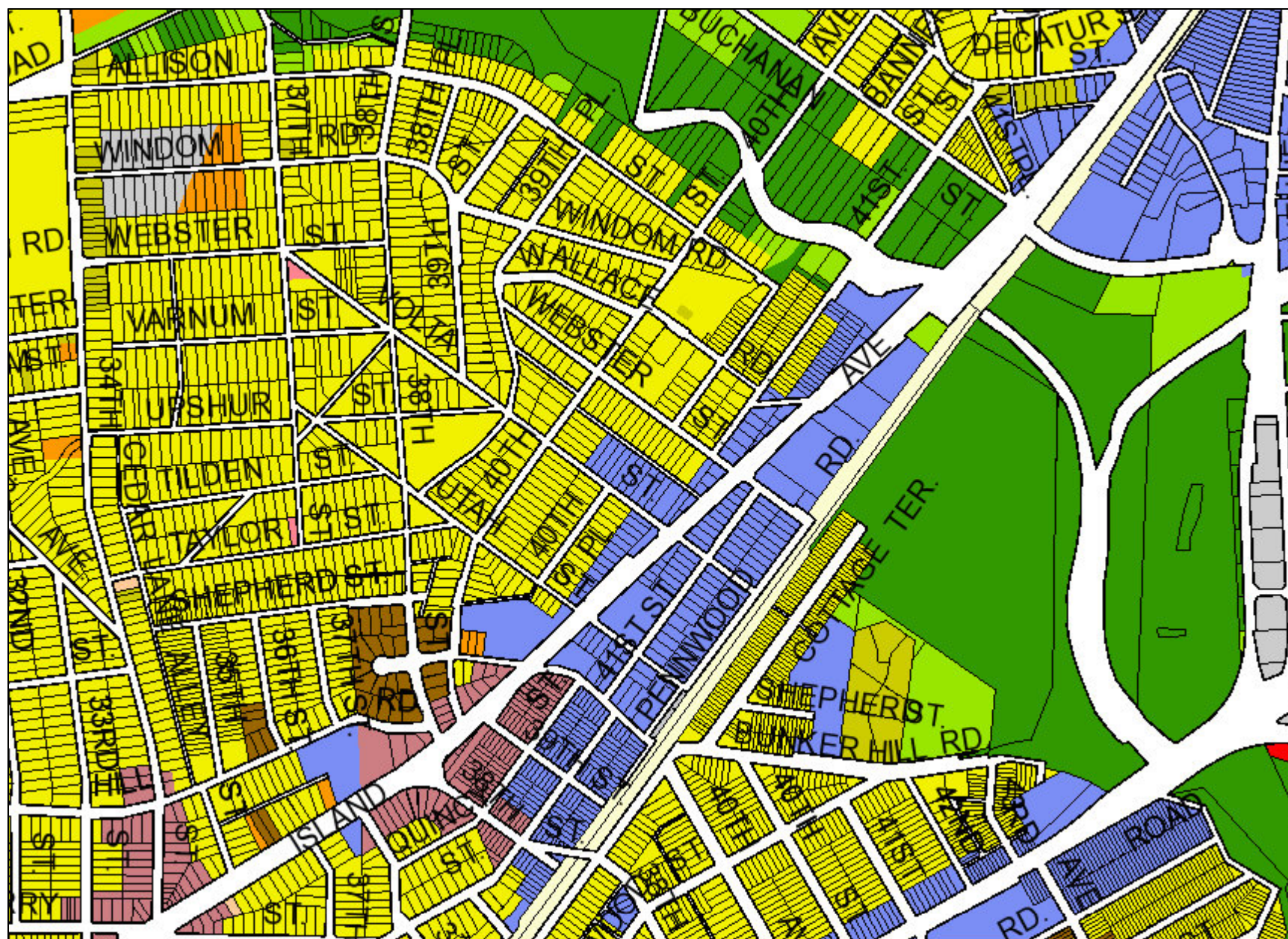





























# Cottage City



# Legend for Cottage City

## ProposedZoning

Zoning (Proposed)

	ROS
	AG
	AR
	RE
	RR
	RSF-95
	RSF-65
	RSF-A
	RMF-12
	RMF-20
	RMF-48
	CN
	CGO
	CS
	IE
	IH
	NAC
	TAC-e
	TAC-c
	LTO-e
	LTO-c
	RTO-L-e
	RTO-L-c
	RTO-H-e
	RTO-H-c
	LMUTC
	LMXC



**Default**

Property Base Fill

