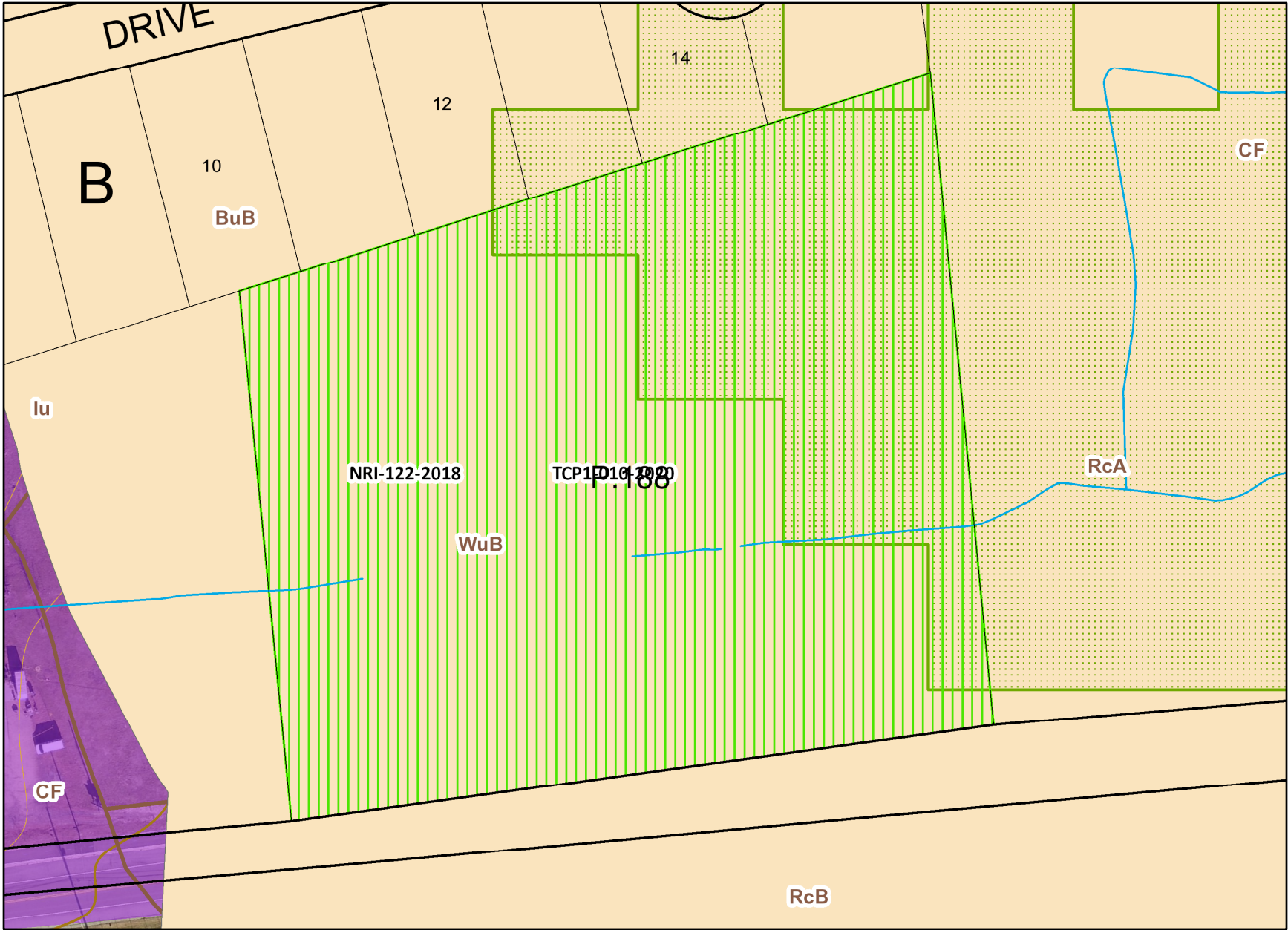


Features at 3800 Sellman Rd, Beltsville MD



Legend for Features at 3800 Sellman Rd, Beltsville MD

Property

Road Casings



Property



Environmental

Stream Center and Drainage (2017)



Natural Resource Inventory



Potential Forested Interior Dwelling Specie (DNR)



Sensitive Species Review (DNR)



Slope (2018)



15% and 25%



Greater Than 25%

Soil (NRCS)



Tree Conservation Plan 1



Elevation

Slope (2018)



Slopes between 15% and 25%



Slopes greater than 25%

Contour - 2 Ft (2018)



7101 (Index Contour)



7102 (Intermediate Contour)






7103 (Index Depression Contour)



7104 (Intermediate Depression Contour)



7105 (Index Hidden Contour)

-  7106 (Intermediate Hidden Contour)
-  7107 (Index Hidden Depression Contour)
-  7108 (Intermediate Hidden Depression Contour)

Administrative

Priority Funding Area (MDP)



Imagery

2020 Color - 4 inch

Image



Red: Band_1



Green: Band_2



Blue: Band_3

Default

Property Base Fill

