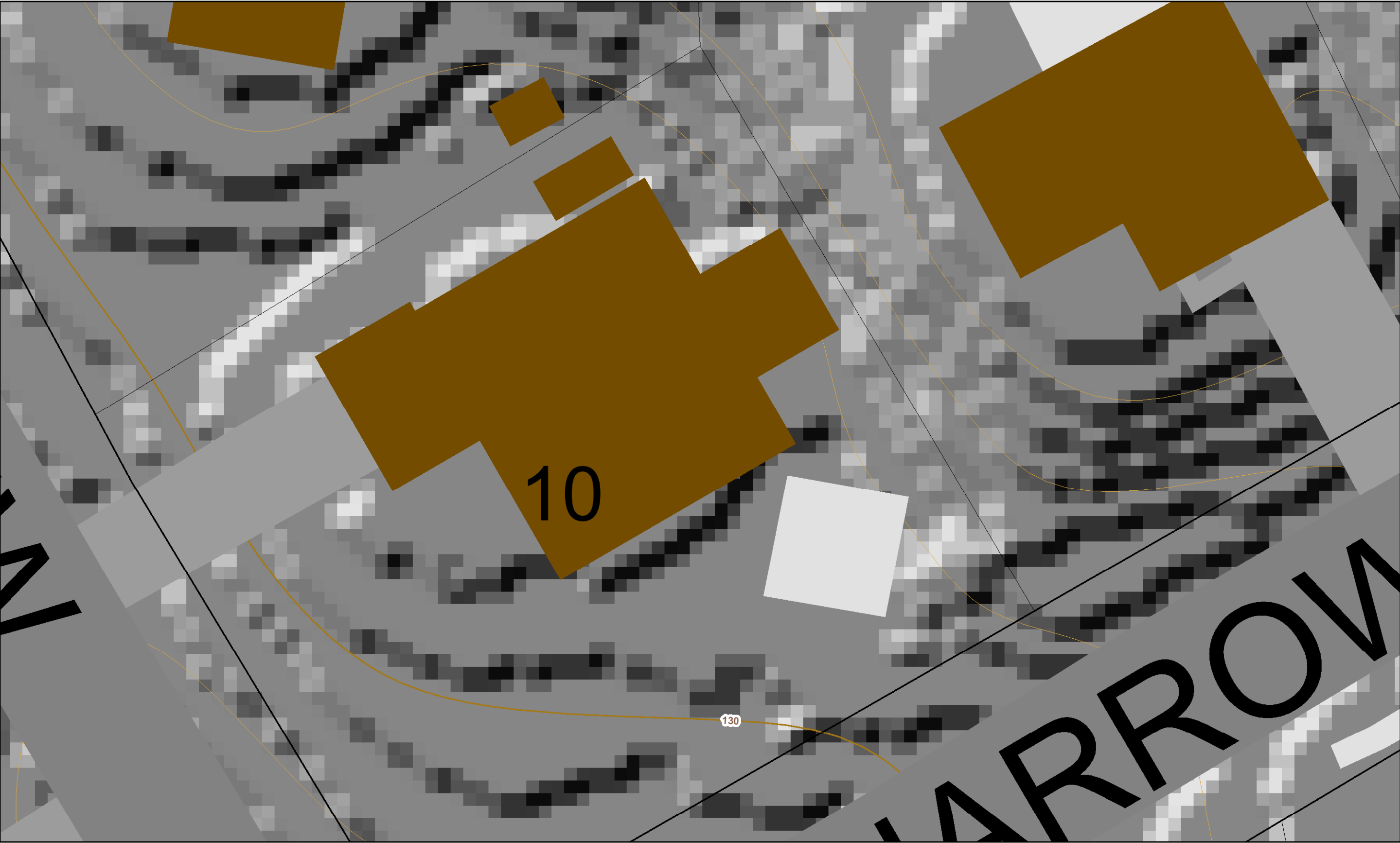


3301 New Coach Elavation



# Legend for 3301 New Coach Elavation

## Property

Road Casings



Property



## Environmental

Impervious Surface (2017)



Asphalt



Athletic



Bridge - Asphalt



Bridge - Concrete



Bridge - Paved



Bridge - Uncertain



Bridge - Wood



Buildings



Concrete



Dam



Paved



Gravel



Helipad



Patio



Pool



Substation











Smokestacks



-  Storage Tank
-  Track
-  Wood

Elevation

Contour - 2 Ft (2018)

-  7101 (Index Contour)
-  7102 (Intermediate Contour)
-  7103 (Index Depression Contour)
-  7104 (Intermediate Depression Contour)
-  7105 (Index Hidden Contour)
-  7106 (Intermediate Hidden Contour)
-  7107 (Index Hidden Depression Contour)
-  7108 (Intermediate Hidden Depression Contour)

Shaded Relief (Grayscale) (2018)

-  High : 254
-  Low : 0

Default

Property Base Fill

