


Margo Burge | 11022 Prospect Hill Rd, Glenn Dale




Legend for Margo Burge | 11022 Prospect Hill Rd, Glenn Dale

Property

Road Casings




Property




Environmental


Sensitive Species Review (DNR)



Soil (NRCS)




Tier II Catchment (MDE)




Elevation


Contour - 2 Ft (2021)




7101 (Index Contour)




7102 (Intermediate Contour)




7103 (Index Depression Contour)




7104 (Intermediate Depression Contour)




7105 (Index Hidden Contour)




7106 (Intermediate Hidden Contour)



7107 (Index Hidden Depression Contour)




7108 (Intermediate Hidden Depression Contour)




Easement

Environmental and Cultural (Platted)



Conservation



Floodplain



Landscape



Water Management

Latest Imagery

2023 Color (May) - 3 inch

Image



Red: Band_1



Green: Band_2



Blue: Band_3

Default

Property Base Fill

