


12500 SE Crain Hwy




Legend for 12500 SE Crain Hwy

Property

Road Casings




Property



Administrative

Traffic Analysis Zone (PG County)



Default

Property Base Fill

