


Steep Slopes




Legend for Steep Slopes

Property

Road Casings




Property




Environmental

Slope (2023)



Slopes between 15% and 25%




Slopes greater than 25%

Latest Imagery


2025 Color (Mar) - 3 Inch

Image


RGB



Red: Band_1



Green: Band_2



Blue: Band_3

Default

Property Base Fill

